

Welcome to West Moors Middle School

Key Stage 2

SATs Presentation



2023 Test Timetable

Tues 9 th May	Weds 10 th May	Thurs 11 th May	Fri 12 th May
GPS test (1) Grammar & Punctuation Questions 45 mins	Reading <i>1 hour</i>	Maths (1) Arithmetic <i>30 mins</i>	Maths (3) Reasoning <i>40 mins</i>
GPS test (2) Spelling 20 mins		Maths (2) <i>Reasoning</i> <i>40mins</i>	

The purpose of the tests

- The end of Key Stage 2 statutory tests are designed to test children's knowledge and understanding of the Key Stage 2 curriculum.
- They assess knowledge, skills and understanding that has been taught from Yr3 to Yr6.
- They provide a snapshot of a child's attainment at the end of Key Stage 2.
- Each child is awarded a scaled score for reading, maths and GPS. In writing, children will be told whether they meet age related expectations (based on teacher assessment)

What will be reported instead of levels?

- Scaled scores and codes (Maths/Reading/GPS)
 - Below expected standard < 100 (HNM)
 - Expected standard is 100 - 110 (EXS)
 - Working at greater depth is 110+ (GDS)
- Teacher assessment of writing and science
 - PKG
 - WTS
 - EXS
 - GDS

Comparing statutory assessment

End of KS1

- Teacher assessment in mathematics and reading will be informed by externally-set, internally-marked tests. There will also be an externally-set test in grammar, punctuation and spelling which will help to inform the teacher assessment of writing.

End of KS2

- National tests at the end of key stage 2 in: mathematics (x3); English (x3).
- Plus a teacher assessment of writing.

What about science?

KS1

- Teacher assessed

KS2

- Teacher assessed

Reporting results

- All test papers (except writing) are marked externally
- Test papers and results should be returned to schools in the first week of July
- Some papers may need to be remarked
- All being well, results will be issued to parents with each child's end of year report.

Access arrangements

Some children qualify for exam concessions due to their identified special educational needs. These can include:

- Additional time
- Rest breaks
- Scribes
- Transcription
- Reader (not reading exam)



English

How English is assessed

These will consist of:

- a reading exam which is externally set and marked.
- a spelling test
- a punctuation and grammar test
- Writing done in class throughout the year – there is an increasing requirement that examples are provided from all subjects where children do writing.

The Reading Exam

- The children are given a booklet to read and questions to answer about the text.
- They will have 1 hour to complete the exam.
- The exam will focus on several different types of text

For a long time Martine had only ever ridden Jemmy at night and in secret, but when her grandmother had found out about their nocturnal adventures she'd promptly banned them, on the grounds that the game reserve's deadliest animals were all in search of dinner after dark and there was nothing they'd like more than to feast on a giraffe-riding eleven-year-old. For a while Martine had defied her, but after several close calls and one terrible row with her grandmother, she had come to accept that the old lady was right. When lions were on the hunt, the game reserve was best avoided.

Another of her grandmother's rules was that Martine ride sedately at all times. 'No faster than a trot and, in fact, I'd rather you stuck to a walk,' she'd counselled sternly.

Martine had paid almost no attention. The way she saw it, Jemmy was a wild animal and it was only fair that he should have the freedom to do what came naturally, and if that meant tearing across the savannah at a giraffe's top speed of thirty-five kilometres per hour, well, there wasn't a lot she could do about it. It wasn't as if she had reins to stop him. Besides, what was the point of riding a giraffe if the most he was permitted to do was plod along like some arthritic pony from the local stables?

Jemmy clearly agreed. They flew across the grassy plain with the spring breeze singing in Martine's ears. 'Faster, Jemmy!' she yelled. 'Run for your life.' And she laughed out loud at the heart-pounding thrill of it, of racing a wild giraffe.

12

(a) The text begins with Martine going out to ride her giraffe...

in the early morning.

at midday.

in the late afternoon.

at night.

1 mark

(b) Martine rode her giraffe...

slowly.

speedily.

safely.

fearfully.

1 mark

(c) Everything was fine on that day until...

her grandmother saw her.

they came across lions on the hunt.

they disturbed a warthog family.

they met a herd of hippos.

1 mark

(d) At the end of the text, Martine...

went back home unharmed.

carried on riding for hours.

ran home to get help.

cried all the way home.

1 mark

13

Look at the first paragraph, beginning: *Dawn was casting...*

How do you know that Martine wanted to keep this ride a secret?

1 mark

14

What were Martine's grandmother's rules about riding the giraffe?

Tick **two**.

Ride only in daylight.

Don't show off.

Stay in the game reserve.

Keep to a slow speed.

No jumping.

1 mark

15

(a) What evidence is there of Martine being stubborn in the way she behaved with her grandmother?

Give **two** points.

1. _____

2. _____

2 marks

(b) What evidence is there of Martine being determined when she met the warthogs?

1 mark

16

...milled around in bewilderment (page 8)

Explain what this description suggests about the baby warthogs.

The GPS test

- Spellings
- Punctuation and grammar, including:
 - Verbs
 - Adverbs/Adjectives
 - Punctuation marks (question marks, commas, capitals)
 - Nouns/proper nouns
 - Contractions
 - Verb tenses

GPS paper 1 - Punctuation and grammar

Questions and answers

You have 45 minutes to complete this test. There are different types of question for you to answer in different ways. The space for your answer shows you what type of answer is needed. Write your answer in the space provided. Do not write over any barcodes.

Multiple-choice answers

For some questions, you do not need to do any writing. Read the instructions carefully so that you know how to answer each question.

Short answers

Some questions are followed by a line or a box. This shows that you need to write a word, a few words or a sentence.

2

Which **pair of verbs** correctly completes the sentence below?

Pluto _____ now called a dwarf planet, but once it _____ classified as a planet.

Tick **one**.

was

is

was

was

is

is

is

was

13

Tick one box to show which part of the sentence is a **relative clause**.

The table which is made of oak is now black with age.



The GPS test

1. Complete the sentences below using either I or me.

- I wanted my mum to watch _____ in the school play.
- After we went cycling, Emma and _____ were very tired.
- The teacher asked Tim and _____ to collect the books.

1 mark

2. Circle all the adverbs in the sentences below.

Excitedly, Dan opened the heavy lid. He paused briefly and looked at the treasure.

1 mark

GPS paper 2 - Spelling

Spelling

1. Sara wanted to be an explorer and _____ new lands.
2. The spy was sent on a secret _____.
3. For PE lessons, your clothes should be _____ and comfortable.

Reading test

Questions and answers

You have one hour to complete this test, answering the questions in the answer booklet. Read one text and answer the questions about that text before moving on to read the next text. There are three texts and three sets of questions.

In this booklet, there are different types of question for you to answer in different ways. The space for your answer shows you what type of answer is needed. Write your answer in the space provided. Do not write over any barcodes.

Short answers

Some questions are followed by a short line or box. This shows that you need only write a word or a few words in your answer.

Several line answers

Some questions are followed by a few lines. This gives you space to write more words or a sentence or two.

Longer answers

Some questions are followed by a large box. This shows that a longer, more detailed answer is needed to explain your opinion. You can write in full sentences if you want to.

Selected answers

For some questions you do not need to write anything at all and you should tick, draw lines to, or put a ring around your answer. Read the instructions carefully so that you know how to answer the question.

How to help your child with English revision

- Read with your child and then discuss what you have read (please sign their reading log)
- Discuss unknown vocabulary and terms.
- Discuss the writer's choice of language – what are they trying to suggest about a character or a situation?
- Provide a quiet working area at home where your child can work.
- Share items of interest (newspaper articles or texts you find interesting) with your child.



Mathematics

Mathematics

Paper 1 – Arithmetic (30 mins)

Paper 2 – Reasoning (40 mins)

Paper 3 – Reasoning (40 mins)

No calculators allowed in any test

KS2 Maths curriculum

- Counting and calculating
- Number and Place value
- Written methods (+ - ÷ x)
- Problem solving with shapes, angles
- Describe position direction and movement
- Taking measurements and working with data
- Using algebra in practical way

Arithmetic

You **may not** use a calculator to answer any questions in this test.

Questions and answers

You have **30 minutes** to complete this test.

Work as quickly and as carefully as you can.

Put your answer in the box for each question.

For questions expressed as common fractions, you should give your answers as common fractions.


All other answers should be given as either whole or decimal numbers.

If you cannot do one of the questions, **go on to the next one**. You can come back to it later if you have time.

If you finish before the end, **go back and check your work**.

1


$$979 + 100 =$$



1 mark

2

$$123 \times 2 =$$



1 mark

4

$$24 \times 3 =$$

1 mark

5

$$1,034 + 586 =$$

1 mark

25

1 3 3 0 1 6

Show
your
method

2 marks

Reasoning

Questions and answers

You have **40 minutes** to complete this test.

Follow the instructions for each question.

Work as quickly and as carefully as you can.

If you need to do working out, you can use the space around the question.

Do not write over any barcodes.

Some questions have a method box like this:

Show your method

For these questions you may get a mark for showing your method.

If you cannot do one of the questions, **go on to the next one.**

You can come back to it later, if you have time.

If you finish before the end, **go back and check your work.**

1

Write the missing number.

One is done for you.

$$180 \xrightarrow{\text{is 20 more than}} 160$$

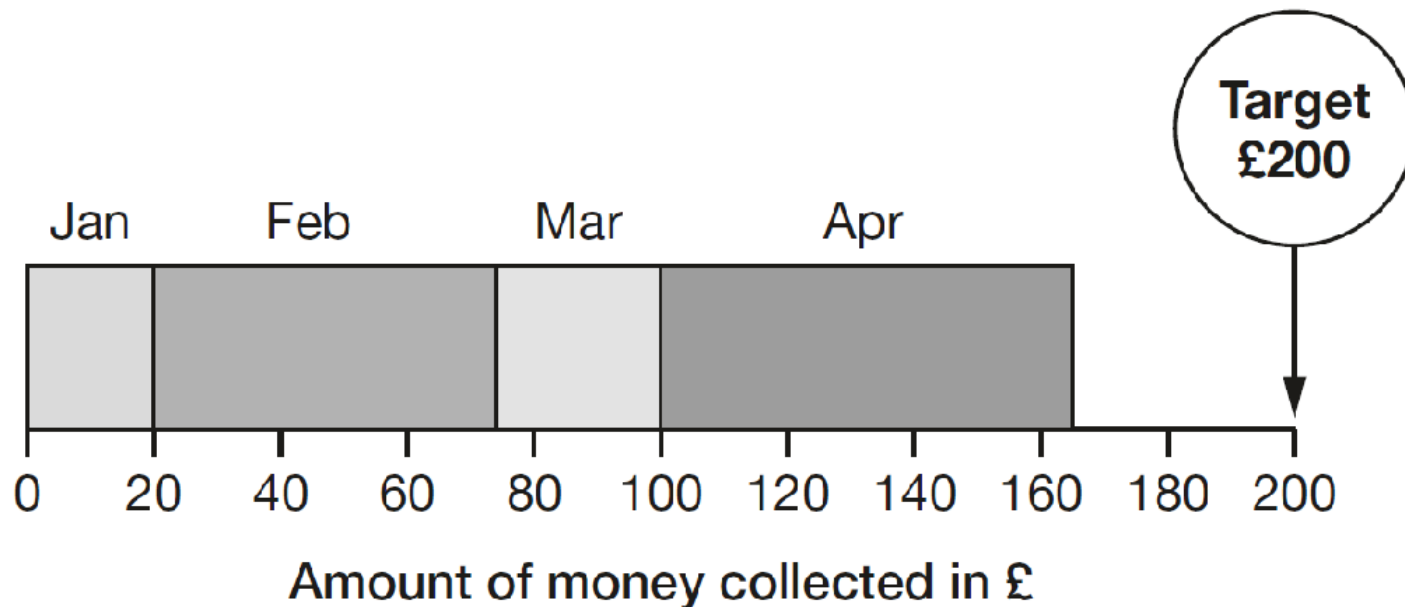
$$\boxed{} \xrightarrow{\text{is 20 more than}} 237$$

1 mark

4

A school plans to collect £200 between January and May.

This chart shows how much they collected by the end of April.



Write the name of **each** month where they collected more than £50

2

A pack of paper has 150 sheets.

4 children each take 7 sheets.

How many sheets of paper are left in the packet?

Show
your
method

A large grid for showing the method to solve the problem. The grid is 20 units wide and 10 units high. A smaller rectangle is drawn on the grid, starting from the 12th vertical line and ending at the 18th vertical line, and spanning from the 6th horizontal line to the 8th horizontal line.

8

Maria bakes cakes and sells them in bags.



She uses this formula to work out how much to charge for one bag of cakes.

$$\text{Cost} = \text{number of cakes} \times 20\text{p} + 15\text{p for the bag}$$

How much will a bag of 12 cakes cost?

£

How can you help your child with maths revision?

- Help your child practise and learn times-tables facts
- Practise mental maths with your child
- Encourage your child to read information sources such as charts, scales, timetables
- Practise converting metric weights and measures e.g. $17 \text{ kg} = 17,000 \text{ g}$, $2.05 \text{ l} = 2050 \text{ ml}$
- Practise drawing and measuring angles
- Revise names of 2-D and 3-D shapes
- Telling the time and discuss late/early. How long until?
- Practise reading questions **CAREFULLY** with your child

What extra help is available?

- Its Learning – Y6 Revision course
- Spellzone
- Times Table Rock Stars
- Reading comprehension and maths Boosters with Mrs Crichton and Ms Ward
- Assembly time Boosters
- Revision books eg CGP

How can you help? (general)

- Doing homework with your child helps to consolidate their learning at school and is an opportunity to give your child some confidence.
- If you have any concerns or questions, please do not hesitate to ask your child's teacher. They will be happy to help.
- During SATS and the weeks before SATS, please do not book holidays or make appointments.

How can you help? (general)

- Every child needs a good night's sleep and healthy breakfast before coming to school and working hard.
- **Although we want the children to take these tests seriously, we do not want to put unnecessary pressure on them, which could cause them unhappiness.**
- **Please help us by keeping a positive attitude towards their SATS.**

Thank you and good luck to
all our Yr6 pupils

If you have any
further questions,
please ask us before
you leave.

