





WMMS 2016-17 End of year results

Key Stage 2 National Tests - Attainment

	WMMS pupils achieving Age Related Expectations (%)	National pupils achieving Age Related Expectations (%)
Reading	78	71
GPS	78	77
Maths	76	75
Writing	76	76
R/W/M	64	61

Key Stage 2 National Tests - Progress

	Reading Explore data in detail	Writing Explore data in detail	Maths Explore data in detail
School progress score	-1.34	-0.76	-2.94
Confidence interval 	-3.12 to +0.44	-2.49 to +0.97	-4.54 to -1.33
Well above national average (about 10% of schools in England)			
Above national average (about 10% of schools in England)			
Average (about 60% of schools in England)			
Below national average (about 10% of schools in England)			
Well below national average (about 10% of schools in England)			
Number of pupils	47	47	47

Year 8 – GL Progress Tests (taken by all Dorset Middle Schools)

	WMMS pupils predicted GCSE grade based on final test	
	C+ (new grade 4+)	B+ (new grade 5+)
English	95%	81%
Maths	86%	69%
Science	90%	86%